

# ARDEX EXTERIOR TILE & STONE SYSTEMS



WE KNOW TILE & STONE  
INSIDE AND OUT!



tile & stone  
Installation Systems  
[www.ardexamericas.com](http://www.ardexamericas.com) • 1-888-512-7339



## ARDEX EXTERIOR TILE & STONE Systems

Beautiful aesthetics combined with the long-term durability of tile and stone has led to enhanced popularity for outdoor installations. Especially in today's health-conscious environment, outdoor spaces are now even more desirable in residential and commercial venues. The caveat is that exterior installations are subject to harsh weather and difficult environments. Issues such as efflorescence, staining, discoloring and disbonding are commonplace in outdoor installations. These problems are primarily caused by sedentary and evaporating water and moisture vapor.

ARDEX Exterior Tile and Stone Systems provide four system options utilizing passive capillary drainage systems to protect and provide long-lasting durability for outdoor installations. ARDEX Exterior Systems efficiently manage water, allowing the water to move freely through the system and then move the water away from the installation.

Architects, landscape designers, contractors and installation professionals can now confidently specify tile and stone in outdoor spaces without fear of the inherent risks commonly associated with installations outdoors.

**It's your choice; address weather, water and moisture with the time-proven ARDEX Exterior Tile & Stone Systems upfront or be prepared to manage maintenance and call backs later!**



EFFLORESCENCE



CRACKED TILE



STAINING

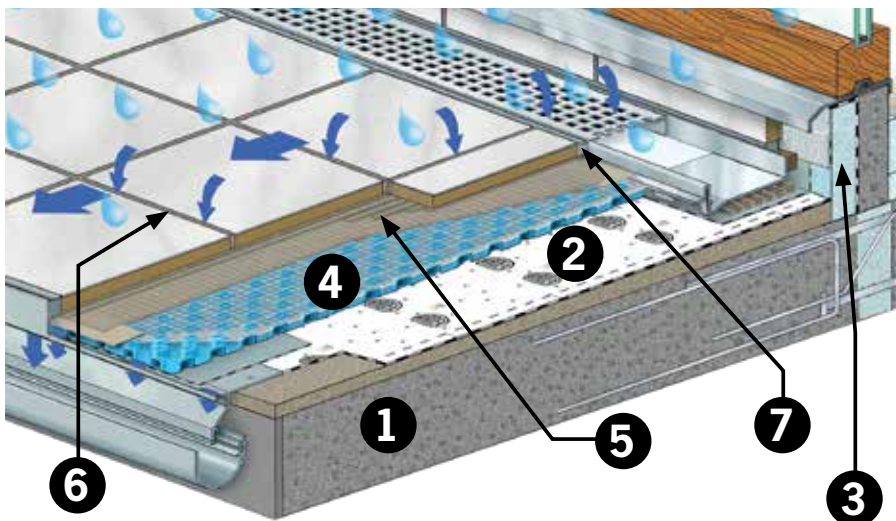


# ARDEX Watec® Drainage System

Developed specifically for exterior installations of the most common types of tile and stone with limited construction height, the ARDEX Watec® Drainage System is anchored by the ARDEX UD 150™ Watec® Drainage Mat and ARDEX X 90™ OUTDOOR MicroteC3 Mortar. ARDEX Watec® is a comprehensive passive capillary, three-dimensional drainage system designed to move water through and away from tile and stone installations on patios, balconies and decks providing maximum protection against efflorescence, staining and disbonding.

## Installation Steps

1. Begin with a sound, solid substrate pre-sloped 1.5 to 2% grade  
(ARDEX AM 100™ Smoothing and Ramping mortar can be used to create slope)
2. Install ARDEX SK 175™ Waterproofing Membrane and Vapor Retarder\*
3. Install ARDEX UD 146™ Perimeter Strip along walls and attached structures
4. ARDEX UD 150™ Watec® Drainage Mat is installed loose laid over the ARDEX SK 175™ Membrane
5. ARDEX 90 OUTDOOR™ MicroteC3 Tile and Stone Mortar is flat-troweled and combed directly over the Watec® Drainage Mat. Back butter (flat trowel) the tile or stone and then set into place
6. ARDEX FL™ Rapid Set, Flexible Sanded Grout can be installed in as little as 2 hours
7. Use ARDEX SX™ 100% Silicone Sealant around the perimeter and where soft/flexible joints are needed





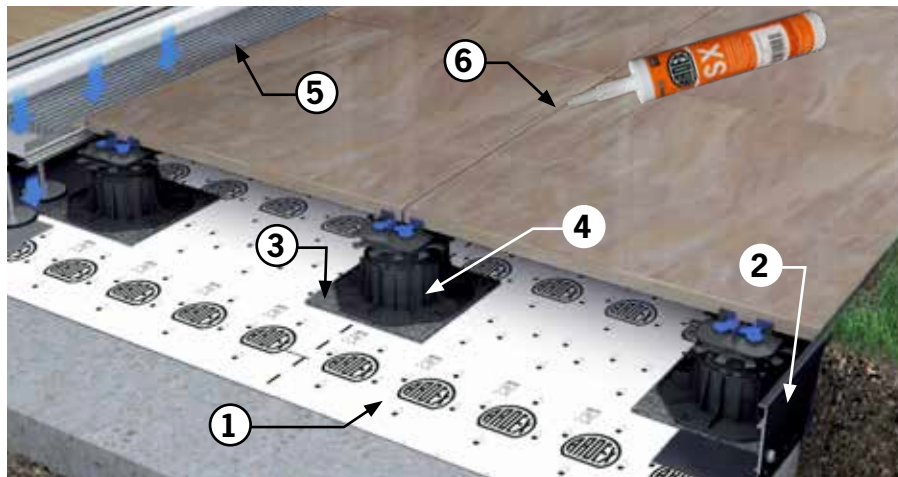
# ARDEX TerraMaxx® TSL Pedestal Systems

Pre-assembled, raised-flooring support system for 3/4" (2 cm)+ porcelain tile or pavers. ARDEX TerraMaxx® TSL Pedestals enable quick and simple installations on balconies, (roof) terraces and other walk-on surfaces. Rain water runs off through the open joints. Piping, power lines and floor gullies can be concealed in the cavity between the covering and the substrate and remain accessible since individual tiles can be lifted and exchanged as needed.



- Pre-assembled pedestals in 5 sizes 1" to 4.7" (26 mm to 120 mm) and a 3.15" (80 mm) adapter
- Easy leveling and pitch adjustment up to 9% (no tools required)
- Integrated spacers 1/16" (2 mm) with available 3/16" (5 mm) spacer attachment
- Built-in sound dampener, reduces sound up to 30 dB

1. ARDEX SK 175™ Waterproofing Membrane and Vapor Retarder\* (optional)
2. ARDEX ProFin® KL Profile
3. ARDEX UD 189 TerraMaxx® TSL Pad
4. ARDEX TerraMaxx® TSL Pedestals
5. ARDEX ProDrain® Drains
6. Joints left open or ARDEX SX™ 100% Silicone Sealant can be used



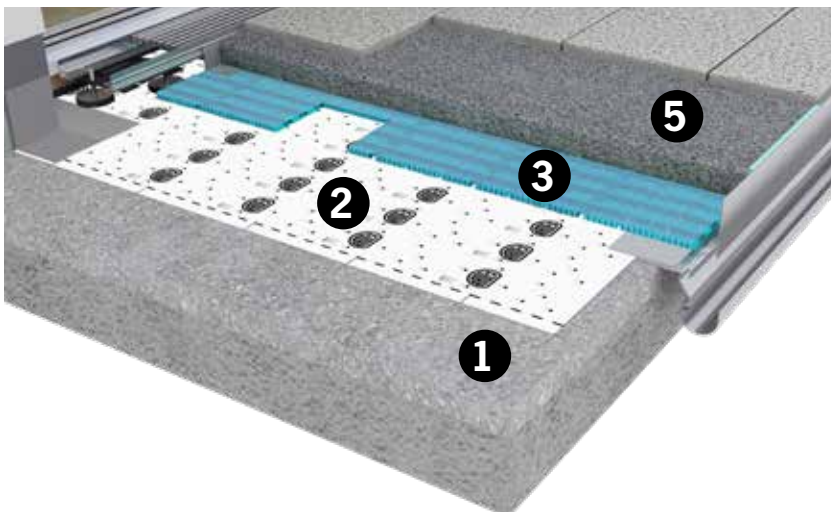


# ARDEX ProDrain® Drainage System

An innovative and comprehensive passive capillary drainage system designed for 3/4" (2 cm)+ porcelain tile and stone. The system features the ARDEX ProDrain® Drainage Mat and ARDEX A 14™ Drainage Mortar. When mixed with the recommended aggregates, ARDEX A 14 is hydrophobic and allows water to move easily and quickly through into the ARDEX ProDrain® Drainage Mat and away from the installation. The ARDEX ProDrain® Mat and ARDEX A 14 Drainage Mortar work together to prevent capillary movement of water and moisture back up through to the covering providing maximum protection against efflorescence, framing and staining. Ideal for installations with large, thick tile or pavers with 3" (7.6 cm)+ construction elevations.

## Installation Steps

1. Begin with a sound and solid substrate pre-sloped 1.5 to 2% grade  
(ARDEX AM 100™ Smoothing and Ramping Mortar can be used to create slope)
2. Install ARDEX SK 175™ Waterproofing Membrane and Vapor Retarder\*
3. ARDEX UE 190-8 ProDrain® Drainage Mat is installed loose laid over the ARDEX SK 175™ Membrane
4. Install ARDEX UD 146™ Perimeter Strip on top of the ProDrain Mat along walls and attached structures
5. ARDEX A 14™ Drainage Mortar is installed with recommended aggregate at a minimum of 2" (51 mm) directly on-top of the mat  
(A hydrophobic, deep-bed mortar that allows water to pass through freely into the ProDrain® Drainage Mat)
6. Flat-trowel ARDEX X 90 OUTDOOR™ MicroteC3 Tile and Stone Mortar to the back of the tile or stone and wet-set into the ARDEX A 14 Drainage Mortar



ARDEX A 14™



Traditional regular sand cement screed

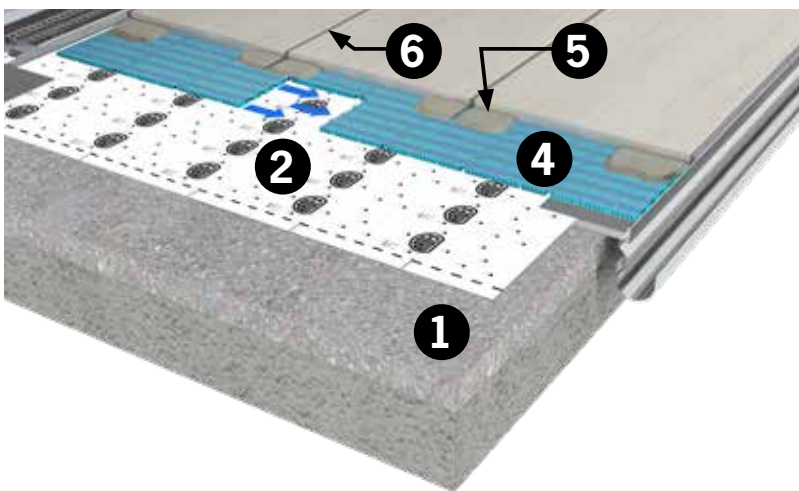


# ARDEX TerraMaxx® Cement Pedestal Drainage Systems

A time-tested, comprehensive passive capillary drainage system for the installation of 3/4" (2 cm)+ porcelain tile or pavers. Ideal where minimal construction elevation is required. ARDEX X 32™ MICROTEC® Rapid Setting and Drying Thin-to-Thick Bed Mortar is used to build cement pedestals directly onto the ARDEX ProDrain® Drainage Mat.

## Installation Steps

1. Begin with a sound and solid substrate pre-sloped 1.5 to 2% grade (ARDEX AM 100™ Smoothing and Ramping mortar can be used to create slope)
2. Install ARDEX SK 175™ Waterproofing Membrane and Vapor Retarder\*
3. Install ARDEX UD 146™ Perimeter Strip along the perimeter of the attached structure
4. ARDEX UE 190-8 ProDrain® Drainage Mat is installed loose laid over the ARDEX SK 175™ Membrane\*
5. ARDEX 32™ MICROTEC® Mortar is used to create cement pedestals (approx. 1/4" thick) placed directly onto the ARDEX ProDrain® Drainage Mat positioned to support the corners of the tile or stone.
6. Joints can be sealed with ARDEX SX™ 100% Silicone Sealant or left open





## ARDEX Mortars...Complete Confidence vs. the Destructive Forces of Nature



### ARDEX X 90 OUTDOOR™

Microtec3 Rapid Set, Flexible Tile and Stone Mortar

- Highest levels of freeze thaw protection
- Maximum efflorescence resistance
- Consistent performance in the harshest heat and humidity
- Sets at temps as low as 40°F (5°C)



### ARDEX X 32™ MICROTEC®

Universal Rapid Setting and Drying Thin-to-Thick Bed Mortar

- Sets in just 3 hours - even at 1 1/4" (32 mm) thickness
- Perfect for ungauged stone
- ARDEX Self-Drying Technology - No shrinkage or staining



### ARDEX A 14™ Drainage Mortar

(Cement Binder)

- Rapid setting; walkable in 4 hours
- Allows water to pass through and away from installation
- Hydrophobic – repels water and absorption
- Will not contribute to efflorescence

# ARDEX ProFin™ Profiles and ARDEX ProDrain® Drain Grates

Height-adjustable drains and profiles for a complete aesthetic finish

## ARDEX ProFin™ Profiles and Face Plates

High-quality aluminum powder-coated profiles and accessories for a clean, finished look with functionality that moves water effectively away from the installation




- High-quality aluminum powder-coated profiles and accessories



## ARDEX ProDrain® Drain Grates

Height-adjustable drain grates strategically placed in front of doorways and floor level windows to prevent water seepage to vulnerable interior areas. The drain grates allow the flow of water or melting snow directly into the drainage mat.



- Adjustable sliding feet and legs
- Integral dirt trap prevents debris build up

## Built by You, Backed by ARDEX!

ARDEX Exterior Tile & Stone Systems are comprehensive, single-source systems that provide maximum protection in the most demanding and complex environments. Whether its freeze thaw, hot temperatures, high humidity or driving rains, ARDEX delivers the right solution to protect your customized exterior installation.

In 2002, these systems were incorporated into the external floor coverings standards of the German Construction Industry Association (ZDB), now with 20+ years of successful installations throughout Europe. Complemented by ARDEX high-performance installation products, ARDEX is proud to deliver these unique, time-tested system solutions throughout North America. And, confidently backed by the **ARDEX 5-Year Exterior Tile & Stone Installation Systems Limited Warranty.**

For more information on ARDEX Exterior Tile & Stone Systems please contact your local ARDEX Sales Professional or visit [www.ardexamericas.com](http://www.ardexamericas.com).

\*ARDEX SK 175™ Waterproofing Membrane and Vapor Retarder is NOT a replacement for waterproofing protection over occupied living spaces. Applications over occupied living spaces require an existing, intact primary roofing membrane prior to the installation of any ARDEX Exterior System. ARDEX SK 175 is used to provide protection against vapor transmission from the substrate. For additional details regarding exterior installations over living spaces please contact the ARDEX Technical Department at 1-888-512-7339.

\*\*For the ARDEX Watec® Drainage System and ARDEX ProDrain® Drainage System the Tile or Stone being installed must be approved by manufacturer for use in exterior installations. For ARDEX TerraMaxx® TSL Pedestal System or the ARDEX TerraMaxx® Drainage System the Tile or Stone being installed must be approved by the manufacturer for use with pedestal support systems.

**WE KNOW TILE & STONE  
INSIDE AND OUT!**



**tile & stone**  
Installation Systems

[www.ardexamericas.com](http://www.ardexamericas.com) • 1-888-512-7339